

A COMPARISON

Themes Site Builders and Hosting Plans

makingitremotely.com



TABLE OF CONTENTS

How Thrive Suite Compares To Other Major Players In The Industry	3
How To Use This Guide.....	4
Affiliate Disclosure:	5
Thrive Architect Vs. Beaver Builder	6
Thrive Architect Vs. Divi Builder.....	7
Thrive Architect Vs. Elementor Pro	8
Thrive Leads Vs. Optin Monster	9
Thrive Architect Vs. Leadpages	11
Case Study: Moving A Site From Wix To Wordpress.....	13
Comparison: Siteground Vs. Bluehost Vs. WP Engine	14
WP Engine's Cyber Weekend Sale.....	15
Free Course: Build A Business Website In A Weekend	16

SAVE TIME AND MONEY AND DISCOVER THE SOLUTION THAT WORKS BEST FOR YOU



THEMES, SITE BUILDERS AND HOSTING PLANS COMPARISON GUIDE

www.makingitremotely.com

HOW THRIVE SUITE COMPARES TO OTHER MAJOR PLAYERS IN THE INDUSTRY

How does Thrive Suite differ from their competitors and what do they offer that the others don't? I'm sure that's a burning question for you as it was for us when we were looking for a theme, site builder and plugins that would give us the look and functionality we were looking for in a blog/website.

It's pretty overwhelming trying to figure out which product might suit your needs from digging through the sales pages alone. That's why we put together this guide that shows you how various tools stack up against the tool we use and recommend.

In the final analysis, we selected [Thrive Suite](#), after trying and using lots of themes, site builders and plugins that didn't work. We started out with the company, using [Thrive Architect](#) as a standalone product. And as time progressed, we bought the

membership (Thrive Suite) that includes everything. We pay annually for this tool, but you can also pay quarterly.

HOW TO USE THIS GUIDE

We've created this summary of the comparison pages on the Thrive Suites website. The links in this guide will take you to relevant pages on their site and others where you will receive detailed information on the items being discussed and compared.

This is not just a comparison of Thrive Suite, it's also a comparison of hosting plans that you'll need to set up your site. If you're thinking about building a blog or eCommerce site, this guide has lots of options for you to consider. It's also a good idea to do your own research and write down questions as you go along.

At the end of this guide, you'll find a free course that will show you how to use Thrive Suite to build your business website in a weekend. If you decide on another product, there are lots of tutorials that will help you build your site as well.

HOW THIS GUIDE WILL HELP YOU

This guide helps you save time and money by providing the comparisons, sifting through the features and benefits you'll receive and helping you think about questions you'll need to clear up before you make a purchase.

You'll quickly find the solutions you need at a price that fits your budget. You won't overpay for functionality you don't need and vice versa.

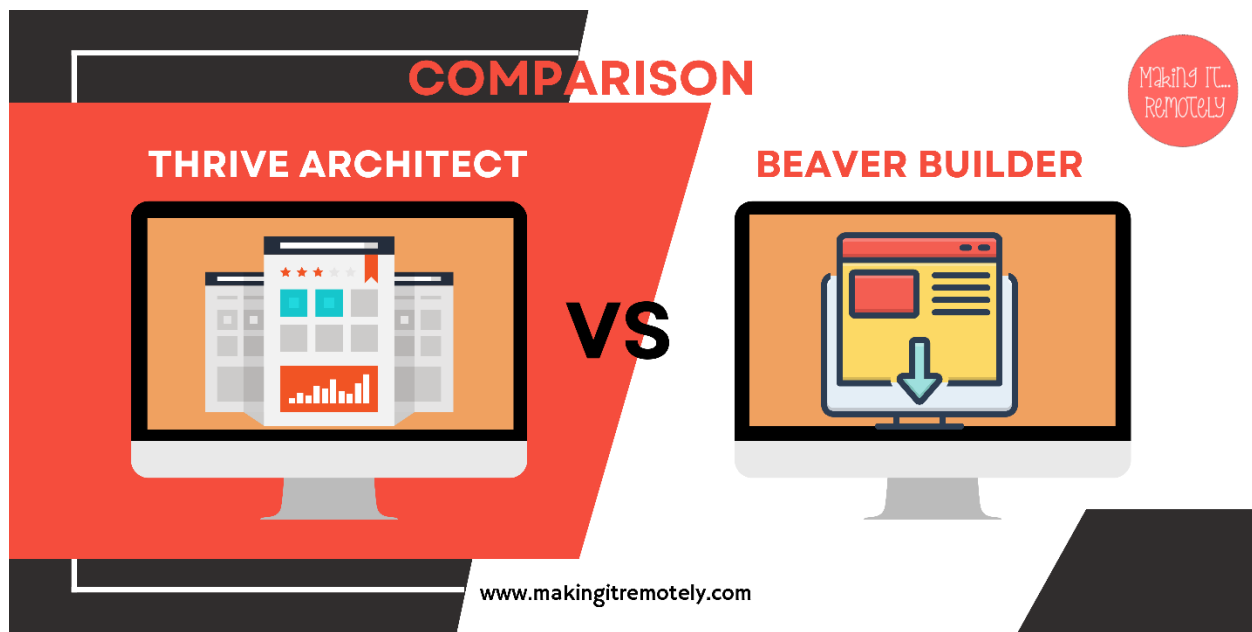
The team at Thrive Suite has sifted through all the buzzwords and sales copy to give you a bare bones outline of what these products actually do. This can help you determine whether a product is a good fit for your business.

If you come up with questions during your review, it's important to reach out to the support team of the product you're interested in for answers. That will also help you determine whether the company is a good fit in terms of the level of support they provide.

This guide was put together to ensure that our readers end up with the product that's best suited to their needs, even if it's not Thrive Suite.

AFFILIATE DISCLOSURE

This guide may contain affiliate links. If you use these links, I will receive a small commission. However, using these links will have no effect on you or your purchase in any way. For details please refer to our [disclaimer](#).



THRIVE ARCHITECT VS. BEAVER BUILDER

[Thrive Architect and Beaver Builder](#) are two of the leading, most easy-to-use WordPress page builders that allow you to create beautiful posts and pages without any CSS or HTML knowledge.

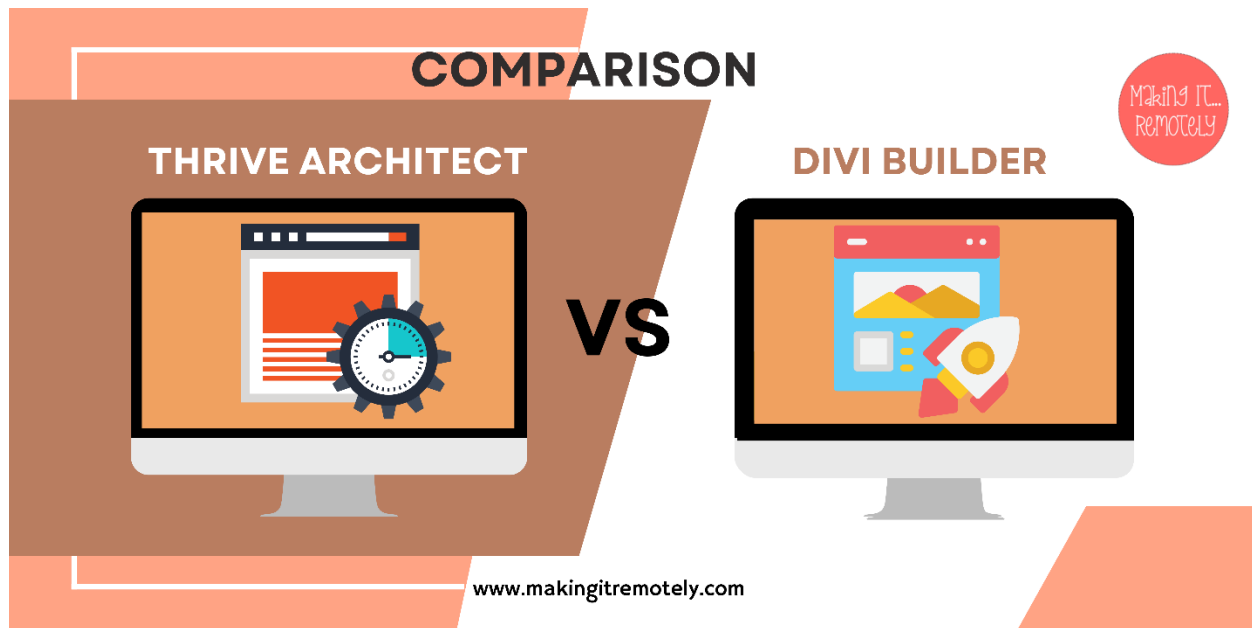
Instead of creating your content in the regular WordPress back-end editor, you are actually able to add and edit it on the front-end - exactly where the published content will appear.

You don't have to guess how your site will look - what you see is exactly what you get!

Although these two content builders may seem very similar, there are some essential differences.

We analyzed them both, in-depth, to help you decide which is better for you.

[Get the Details](#)



THRIVE ARCHITECT VS. DIVI BUILDER

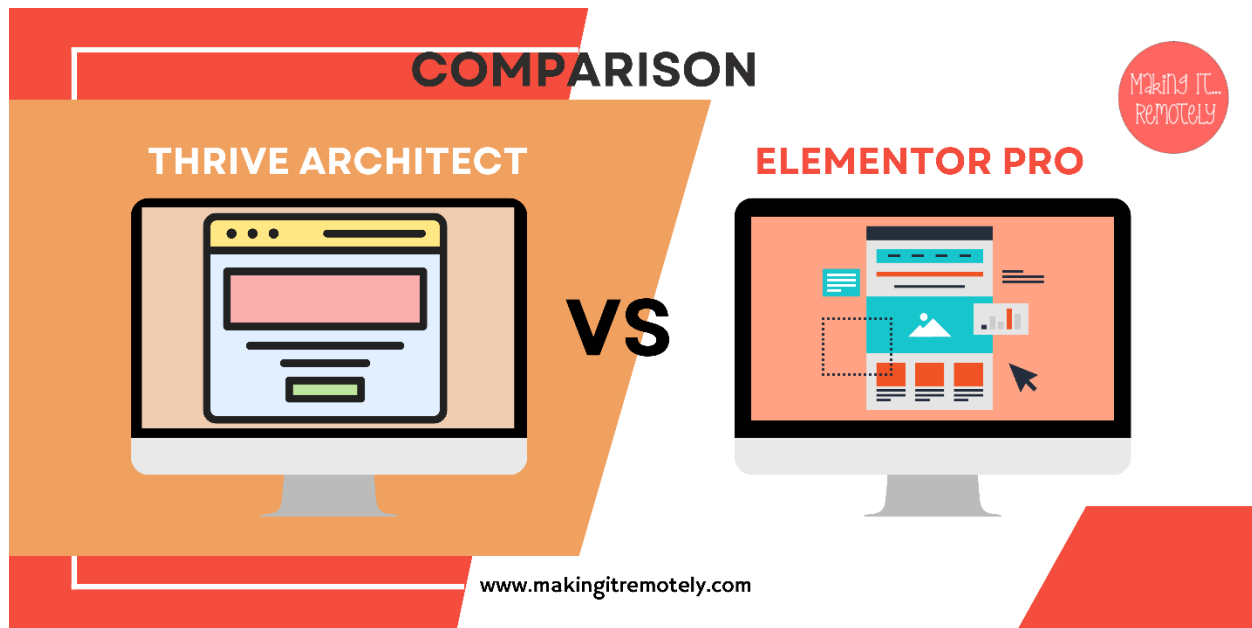
[Divi Builder and Thrive Architect](#) are two leading visual content editor plugins made for WordPress.

Creating a modern, beautifully designed website couldn't be easier. Both plugins allow you to build your content on the front end, so that what you see is exactly what you get. You'll never have to guess how your site will look after you change something, anymore.

Even if you have no clue about HTML or CSS, you can still build the website all by yourself.

Still, there are some essential differences between the two content builders. Click the button below to find out what they are.

[Get the Details](#)



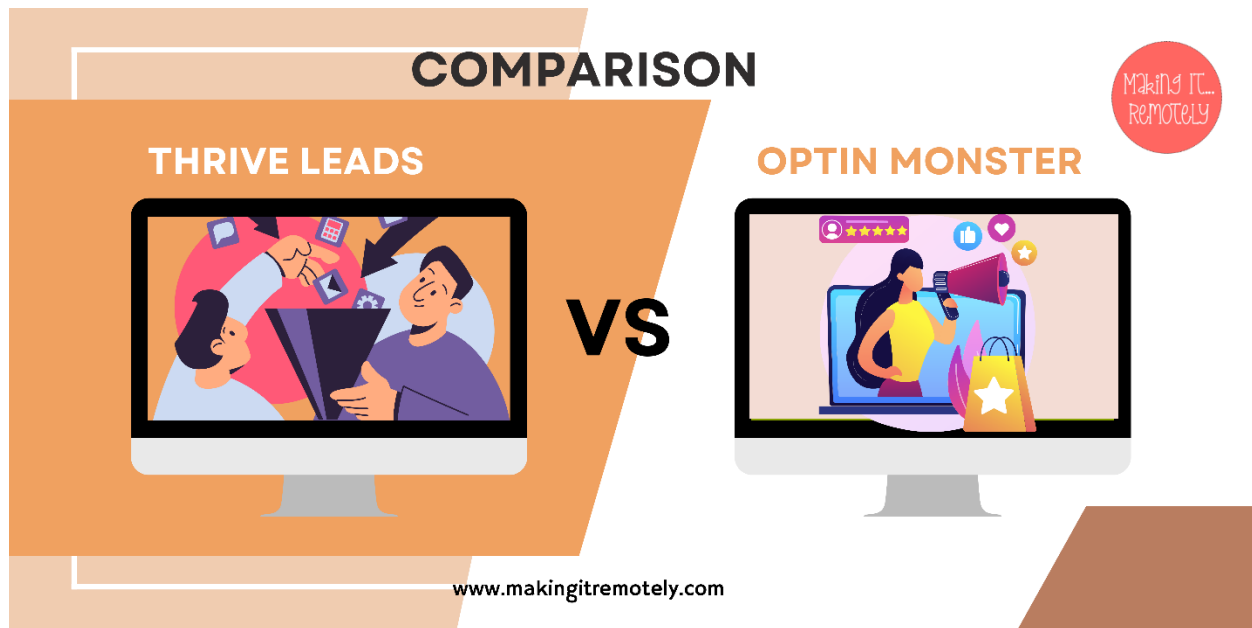
THRIVE ARCHITECT VS. ELEMENTOR PRO

[Thrive Architect and Elementor Pro](#) are both fantastic tools that can help you build a stunning website without any code. Just drag and drop elements directly onto your page as if you were editing the live version!

Today we'll compare Thrive Architect vs Elementor Pro, to help you decide which tool is best for your website. We're biased of course, but we'll be fair in our analysis – we believe every tool that helps you achieve your business goals is a great addition to the WordPress scene.

We'll help you decide if Thrive Architect or Elementor Pro is right for your specific needs, even if that means one less customer for us.

[Get the Details](#)



THRIVE LEADS VS. OPTIN MONSTER

[Thrive Leads vs. OptinMonster](#). These products have a lot in common, but you'll soon notice they are fundamentally different.

OptinMonster is a hosted solution, while Thrive Leads is a WordPress plugin.

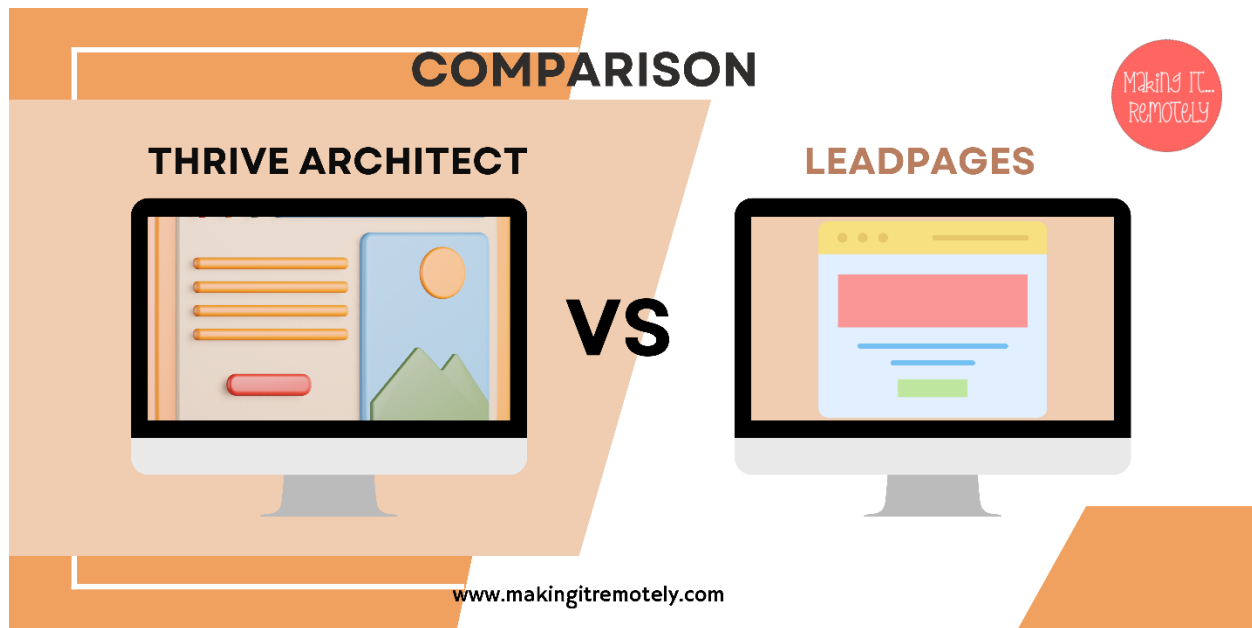
This means that you'll be able to use OptinMonster on any CMS such as Shopify, Prestashop, Drupal,... while you can use Thrive Leads only when you have a self hosted WordPress website.

For the sake of this comparison, we are going to assume you have a self hosted WordPress website and that you're looking to find the best solution for building your email list.

In case you're using another CMS, OptinMonster is probably a good solution for you.

You'll find out the features of the different products, what they both can or cannot do, we'll compare pricing and more in the hope you'll be able to make an informed buying decision.

Get the Details



THRIVE ARCHITECT VS. LEADPAGES

[Thrive Architect and LeadPages](#) are two fundamentally different products. Yes, they do many of the same things, but at their core, they are different.

The biggest difference between the two solutions comes down to this:

LeadPages is a hosted solution. Thrive Architect is a WordPress plugin.

What does this mean?

You can use LeadPages without having to build a website. On the other hand, Thrive Architect will only work if you have a self-hosted website running WordPress (WordPress is the web's most widely used CMS).

You can't use Thrive Architect if you don't have a website or if your website doesn't use WordPress. If that's the case, then LeadPages is probably a better solution for you.

So, why does it make sense to compare Leadpages to Thrive Architect?

If you have a self-hosted site running WordPress, you can use Thrive Architect AND LeadPages. This makes things more interesting if you're trying to decide between the two. Obviously, as the creators of Thrive Architect, we are biased, but we've done our best to keep this comparison as objective as possible.

Get the Details

CASE STUDY: MOVING A SITE FROM WIX TO WORDPRESS




WIX



to

WORDPRESS



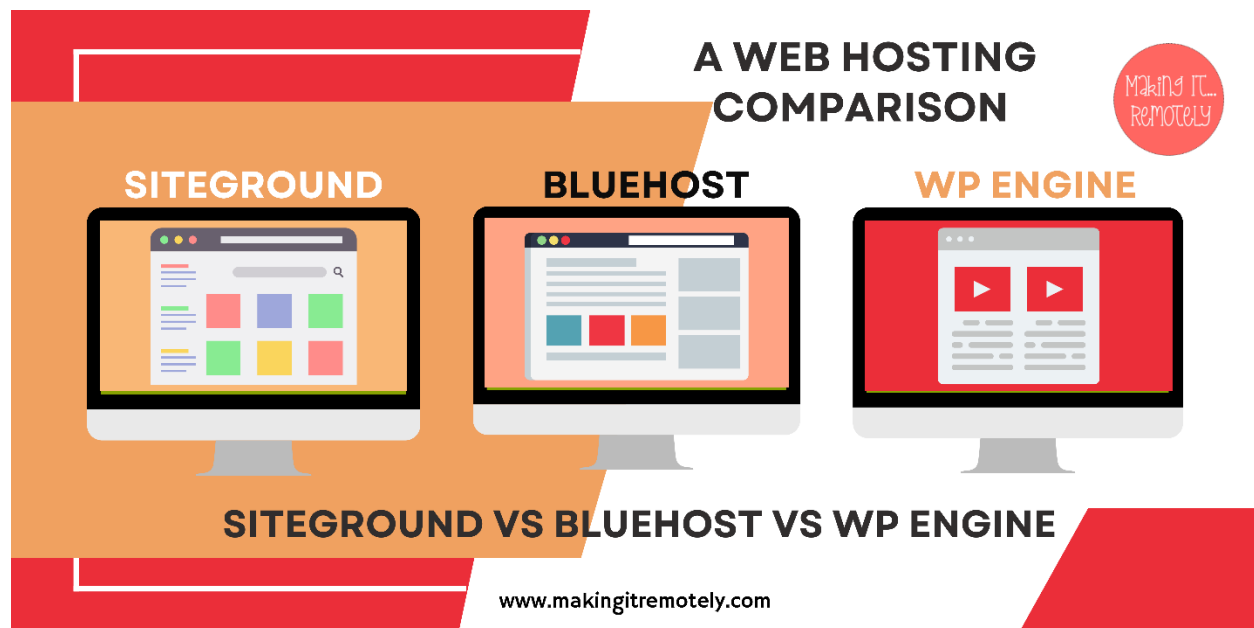
www.makingitremotely.com

CASE STUDY MOVING A SITE FROM WIX TO WORDPRESS

For this case study the team at Thrive Suite moved a website from [Wix](#) to WordPress. Moving from a totally different platform to WordPress is quite challenging and as a result, there are many interesting lessons in this case study.

For example, you'll discover how they completed a whole website redesign and built out an entire mini-site using just [Thrive Architect](#) and the [Symbols feature](#). I'll also explain exactly what we did to fix the one BIG problem the site had (as well as the many little ones).

[Get the Details](#)



COMPARISON: SITEGROUND VS. BLUEHOST VS. WP ENGINE

This is an article written by WPBeginner.com, that does a great job of comparing their three top recommendations. We wanted a comparison between Bluehost and WP Engine, and we thought it would be redundant to recreate the wheel and do a totally different post/review when one exists from a source that we trust.

We use and recommend WP Engine and Bluehost. Both of these hosting plans have their pros and cons, and we think this article does a good job of capturing them.

If you're interested in either of the two, we have a complete tutorial that shows you how to get started with Bluehost and an article that leads to step by step instructions on getting started with WP Engine.

We don't have experience with Siteground, but we've heard great things about it as well.

Check out the article and see which hosting solution best fits your needs. If you need help or have questions, feel free to reach out.

[Get the Details](#)

WP ENGINE'S CYBER WEEKEND SALE

If you are reading this guide and considering WP Engine, click the banner below to take advantage of their [Cyber Weekend Sale](#) and get 4 months of hosting for free on managed WordPress Hosting or eCommerce hosting plans or 20% off 1st month with code, **cyberweekend22**. Expires 11/30/22, for new customers only





FREE COURSE

BUILD A BUSINESS WEBSITE IN A WEEKEND USING THRIVE SUITE

FREE COURSE: BUILD A BUSINESS WEBSITE IN A WEEKEND

This free course taught by the team at [Thrive Suite](https://www.makingitremotely.com), helps you get your business website up and running in a weekend. To get started, visit their website and [set up a free account](#).

Setting up an account not only allows you to take this course, but you'll be also able to take any of the Thrive University courses. You'll learn how to sell products, online courses, generate leads, build your email list, create landing and sales pages and so much more.

You will need access to [Thrive Suite](https://www.makingitremotely.com) to take advantage of all the functionality you'll cover in the course. If you haven't decided on Thrive yet, you can sign up for the course for free and see what's involved before taking the plunge. You can also sign up for [Thrive Architect](#) as a stand alone product and get basic functionality for now, and upgrade later.

You'll also need to set up a domain (the www.yoursitename.com), a site hosting plan (we discuss three of the top plans in this guide). The instructors also recommend hosting plans that you'll learn about in the course. You can use their recommendation or the one that best suits your needs and budget.

The course shows you how to get started and walks you through the entire process of setting up a WordPress site. If you have questions, feel free to reach out to us or the team at Thrive.

Get the Details